



- UL 555 & CAN/ULC-S112 Classified Static Fire Damper, 1½ Hr. Label (File # R25565).
- NFPA 80, 90A & 101 compliant.
- NBC and IBC building codes compliant.



**TYPE C**




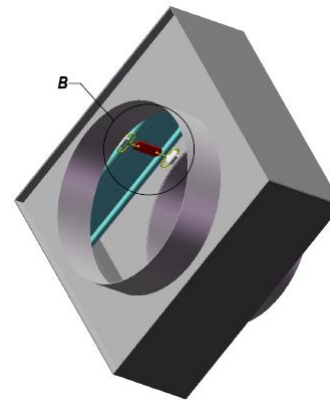
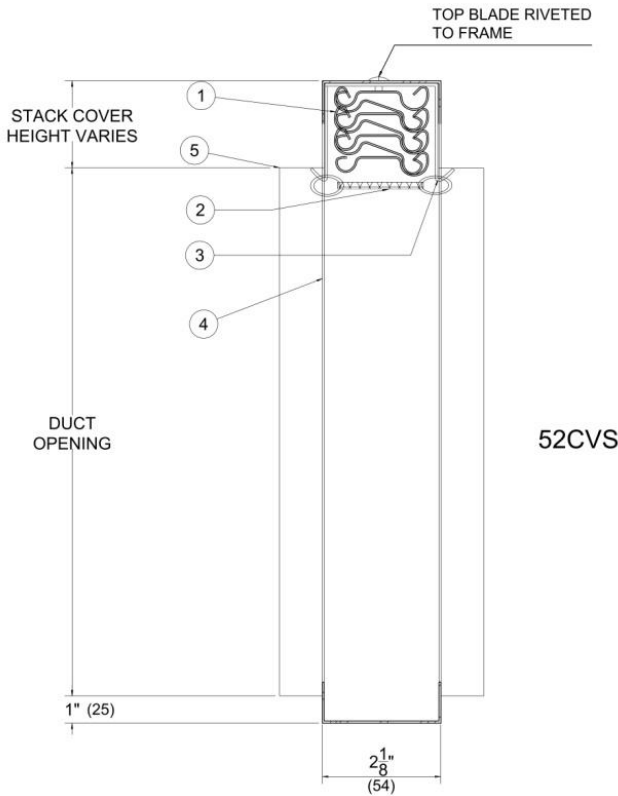
**TYPE CR**



**TYPE CO**

STANDARD CONSTRUCTION	
<b>DEPTH:</b>	2 1/8" (54).
<b>FRAME:</b>	Roll formed 22 Ga. galvanized steel.
<b>BLADES:</b>	Roll formed 22 Ga. galvanized steel. Interlocking curtain type blade.
<b>FUSIBLE LINK:</b>	165°F (74 C).

OPTIONAL CONSTRUCTION	
<input type="checkbox"/>	212°F (100 C) Fusible Link.
<input type="checkbox"/>	1½" x 1½" Retaining Angles.
<input type="checkbox"/>	HP Externally caulked for Med/High Pressure (up to 6"w.g.).



**DETAIL B**

**MAINTENANCE RECOMMENDATIONS:**

NFPA 80 advises that fire dampers be inspected and tested 1 year after installation, then every 4 years minimum (6 years for hospitals). More frequent inspections may be required due to system use and air conditions, or applicable local codes.

**NOTES:**

These static dampers are UL/ULC approved for use in HVAC systems where the fans automatically shut down in the event of a fire alarm.

1½ hr. labeled fire dampers are suitable for use in fire separations with a fire resistance rating of 2 hours or less.

**Fire dampers must be installed in accordance with manufacturer's instructions. Refer to Alumavent installation instructions for details.**

FIRE DAMPER COMPONENTS	
1. Blades	4. Frame
2. Fusible Link Assembly	5. Duct Connection Collar
3. Link Strap	

Dimensions are shown in inches (mm).

**TYPE C (SQUARE/RECTANGULAR COLLAR) :**

**Min. Duct Size:** Vertical Mount only: 4" x 4" (102 x 102).  
**Max. Duct Size: Single Section only**  
Vertical Mount only: 38" x 24" (965 x 610).

Multiple Section assemblies are not permitted.

**TYPE CR (ROUND COLLAR):**

**Min. Duct Size:** Vertical Mount only: 4" (102) diameter.  
**Max. Duct Size: Single Section only**  
Vertical Mount only: 24" (610) diameter.

Multiple Section assemblies are not permitted.

**TYPE CO (OVAL COLLAR):**

**Min. Duct Size:** Vertical Mount only: 5" x 4" (127 x 102) oval.  
**Max. Duct Size: Single Section only**  
Vertical mount only: 38" x 24" (965 x 610) oval.

Multiple Section assemblies are not permitted.

**TYPE C/CO/CR THINLINE SIZING CHART:**

OVERALL DAMPER WIDTH =  
DUCT DIAMETER/WIDTH + 2" (51).

DUCT HEIGHT	OVERALL HEIGHT
4 (102)	7 (178)
5 (127)	8 (203)
6 (152)	9 (229)
7 (178)	10 (254)
8 (203)	11 (279)
9 (229)	12 (305)
10 (254)	14 (356)
11 (279)	15 (381)
12 (305)	16 (406)
13 (330)	17 (432)
14 (356)	18 (457)
15 (381)	19 (483)
16 (406)	21 (533)
17 (432)	22 (559)
18 (457)	23 (584)
19 (483)	24 (610)
20 (508)	26 (660)
21 (533)	27 (686)
22 (559)	28 (711)
23 (584)	30 (762)
24 (610)	31 (787)

REF. #	QTY.	DUCT SIZE Ø / WxH	MOUNT (V only)	ACCESSORIES
			V	
			V	
			V	
			V	
			V	
			V	

<b>PROJECT NAME:</b>		<b>ENGINEER:</b>	
<b>CONTRACTOR:</b>		<b>SUBMITTAL DATE:</b>	